Isle of Anglesey County Council

Report to:	County Council
Date:	24/09/2026
Subject:	Change to recycling and waste collections
Portfolio Holder(s):	Councillor Ieuan Williams
Head of Service / Director:	Huw Percy Head of Highways, Waste and Property Service
Report Author:	Lois Jones, Senior Waste Management Officer Julie Jones, Service Strategy and Business Manager – Highways, Waste and Property Service
Local Members:	All

A – Recommendations and reasons

Recommendations:

1. To continue to collect residual waste once every 3 weeks by collecting new 180 litre black bins, rather than the current 240litre bins, from 2029.
2. To create more space for recycling by 2029 by:
   a. collecting cardboard and paper together in the top box of the trolley box.
   b. offering additional storage options for recycling additional for cardboard, and / or hard plastic and cans
3. To present a campaign to raise awareness of and understanding for recycling and reuse.
4. To conduct research to extend the material collected for recycling to include soft plastic and other materials.
5. Proceed to develop and submit an outline business case for funding to Welsh Government.

Background:

The Council's Plan 2023-28 commits to establishing a household waste recycling rate of 70% and align with the statutory obligation to achieve that recycling rate by 2024/25 and the Council's Resource and Recycling Strategic Plan. Failure to meet recycling targets can result in a Welsh Government fine of £200 per tonne for every tonne below the target.

The Welsh Government published a Collections Blueprint in 2025, which recommends limiting residual waste collection to 60l per week. This is in line with WRAP Cymru's main recommendation on how the Council can reach the 70% target on the premise that restricting the residual waste capacity will force people to recycle more.

Anglesey's recycling rate for 2024/25 was 65% and it appears that the 2025/26 rate is slightly lower. If the Welsh Government decided to fine the Council for not reaching the target in 2024/25 and 2025/26 the fine would be around £800k. The previous Welsh Government stated that they considered Local Authority plans for reaching the target as a basis for deciding if it is suitable to fine and as a basis for offering grants to introduce changes to reach the target. The current Minister has recently written to the Council Leader in a similar vain in relation to the Council's failure to meet the 2024/25 target.

In January and February 2026, a public consultation was held on 'Possible Changes to the Recycling and Waste Collection Service on Anglesey. Over 4,000 responses were received from across the Island. The full report of the consultation output can be found in Appendix 1 but here is a summary:

- 65% of the responses from households of 3 or less people
- 4% of responses from households of 6 or more, namely those entitled to a larger bin (currently 360l)
- 64% of the responses completed by individuals aged between 35 and 64.
- 76% agree/ strongly agree that achieving the recycling target on Anglesey is important.
- 60% agree/ strongly agree that recycling at home is easy but 24% disagree/ strongly disagree.
- 80% oppose/ strongly oppose changing the black bin collections from every 3 weeks to every 4 weeks.
- 69% agree/ strongly agree that additional storage options would help them recycle more with 23% stating that waste containers are too small
- Analysis of the use of the trolley box and the food and black recycling bins:

	Top box (paper)	Middle box (plastic, cans)	Bottom box (glass, cardboard)	Food bin	Black bin
No answer	0%	0%	0%	1%	0%
Full before collection day	18%	51%	53%	15%	51%
Full	11%	30%	29%	23%	25%
Three quarters full	9%	10%	9%	14%	12%
Half Full	16%	6%	5%	14%	8%
Quarter full or less	34%	1%	2%	6%	4%
Not used	11%	1%	1%	27%	0%

- 8% want to see more additional recycling materials (e.g. soft plastic) collected at the doorstep.

Reasons for the Recommendations:

- 76% agree that reaching the recycling target of 70% is important. The only way to close the current gap of around 5% is to reduce the residual waste volume collected. This aligns with the objectives of the Council's Plan 2023-28 in relation to Climate Change, the Resources and Recycling Strategic Plan 2024-2029, the Zero Net Strategic Plan, and the Well-being of Future Generations Act's requirement to create a Wales that is globally responsible.
- There are two options to reduce the residual volume of waste sent to the Parc Adfer Energy from Waste facility, namely collecting less often, or limiting the amount collected. Waste Management Officers and the collection contractor prefer less frequent collection. The initial modeling work confirms that residual waste collection staff can be moved to the recycling service if the frequency of collection is to be changed to every 4 weeks, and this also avoids the need to invest around £1.1M for new 180l bins and get rid of the old bins. But as 80% are opposed to changing the frequency of black bin collection, the recommendation is to reduce

the volume and continue to collect the black bin every 3 weeks but provide smaller black bins. The old bins would be recycled through a combination of re-purposing and breaking them up to create new material in the same way as other hard plastic. The old bins would be recycled through a combination of repurposing and breaking them up to create new materials in the same way as other hard plastics.

- If the volume of residual waste is to be reduced, it is essential to increase the space available for recycling. This is in line with 69% of the responses who indicated that they agreed that additional storage options would help them to recycle more. Providing additional containers for cardboard and paper and / or cans and plastic would give more recycling space to the households that wish to receive them.
- By introducing more opportunities to recycle, the volume of waste that can be recycled, but is put in the black bin, can decrease. Several Councils in Wales have confirmed that, from their experience, reducing the volume of the black bin has led to residents recycling more and that residents quickly adapt to the change. Limiting the residual waste volume also leads to more food recycling, which is currently at a low level in Anglesey.
- 76% have indicated that their black bin is full on or before collection day but research indicates that it is possible to recycle 80% of household waste. According to research into the composition of Anglesey's waste, the black bin contains 16% dry recycling, 27% food waste, 2% green waste and 7% materials that can be recycled through the recycling centres. This suggests that residents are not recycling everything they could.
- 80% indicate that the middle (cans and plastic) and / or bottom (glass and cardboard) box is full on or before collection day, and only 29% indicate that their top (paper) box is full on or before collection day. Collecting paper and cardboard together in the top box can make better use of the space available in the trolley box and also make collection easier for the collection contractor as they do not have to separate the cardboard and the glass. Collecting paper and cardboard together would not have a significant effect on the price the Council receives when selling them forward.
- As already stated, research suggests that residents do not recycle everything they could. By raising residents' awareness and understanding for recycling, the volume of waste that can be recycled, but is put in the black bin, can be reduced. The 27% who indicated that they do not use the food bin is an example of where a campaign to raise residents' awareness and understanding can have an impact on the recycling rate.
- 8% want to see more materials (e.g. soft plastic) collected at the doorstep. The Welsh Government's Collections Blueprint 2025 identifies the need to consider the proposed Extended Producer Responsibility (pEPR) package requirement to collect soft plastic at the doorstep from 2027 onwards. It is, therefore, considered timely to investigate how additional materials can be collected and processed when considering any other change to the collection arrangements.

It is noted that this is a long-term decision and that it is unlikely that any change to the waste collection and recycling arrangements on the ground can occur for approximately 3 years after a decision has been taken. This is because it is necessary to complete an application for capital funding, create concept and detailed designs for upgrading the infrastructure of recycling and waste centres, seek and receive planning permission, construction work, and license approval. There will also be a need to purchase and

distribute recycling/waste containers and additional vehicles to the fleet as the tonnage collected on the doorstep is expected to increase as the weekly volume of the black bin decreases. Although it is possible to introduce moving cardboard to be collected with paper sooner, WRAP Cymru recommends making all the changes involved in a change to the service at the same time, as it will reduce the risk of not being able to cope with the additional recycling (vehicles and processing) and facilitate the change for the customer by having one clear communication plan.

In terms of agreements, it would be necessary to agree a variation to the collection agreement with the contractor and consider financial effects on the agreement with Parc Adfer, as there is a minimum price within that agreement and reducing the volume of residual waste that goes there can mean that the Council pays more for the disposal of less. The current collection agreement ends 31/03/2029 but there is an option to extend that agreement for up to an additional 8 years. The officers' opinion is that it is essential to ensure that there is a firm and stable agreement in place for a period before, during and after introducing any change to the collection arrangements. Trying to procure a new contract at the same time and introducing changes would be a significant risk to the continuity of the waste collection business.

B – What other options did you consider and why did you reject them and/or opt for this option?

Two main options have been considered and ruled out, namely:

- Reduce the volume by collecting the existing 240 liter black bins every 4 weeks
  - 80% of the responses oppose/ strongly oppose changing the black bin collections from every 3 weeks to every 4 weeks.

- Do nothing and receive the annual fine from the Welsh Government.
  - Not having a credible plan to reach a recycling rate of 70% means that the Welsh Government will not consider a request for significant funding to upgrade the recycling and waste centres and decarbonise the fleet and will fine
  - Not consistent with the Council's Plan.
  - The Council would need to fund work worth £10-12m on improvements to keep the recycling centres working. A grant towards this is not likely, without a commitment to increase recycling rates and, therefore, the normal work of collecting recycling and waste would be at risk.

It is noted that the Welsh Government's Collections Blueprint recommends that recycling should be separated out before it is collected. Therefore, collecting all the recycling in one container and dividing it out during processing has not been considered as an option.

C – Why is this a decision for the Executive?

Introducing a significant change to the waste collection and recycling arrangements would affect every home and mean an investment that is beyond what officers can authorise.

Ch – Is this decision consistent with policy approved by the full Council?

Approving the above recommendations will ensure a link with the Climate Change Objective of the Council's Plan 2023-28 to establish a household waste recycling rate of 70% and the Resources and Recycling Strategic Plan 2024-29. It is also consistent with the Council's Net Zero Strategic Plan and the Well-being of Future Generations Act.

D – Is this decision within the budget aproved by the Council?

Officers are developing an application for significant capital funding to the Welsh Government, with the Initial Strategic Project Assessment submitted approved to move to the next stage, which is the preparation of an Outline Business Case. The request of around £24m includes support for developing reuse plans, implementing a significant change to doorstep collections (£4m), improvements to the infrastructure of recycling/waste sites (£15m) and changing the recycling/waste collection fleet from diesel to electric (£5m). It was noted that changing the fleet was a separate issue from changing recycling and waste collection arrangements but related.

More detailed financial modelling will be prepared in the Outline Business Case stage and there will be a better understanding of financial needs.

The previous Welsh Government stated that it is likely that the Welsh Government can finance approximately 60% of the costs if the Council submits an application but that application would have to show a commitment to a clear plan to reach a recycling rate of at least 70%.

Dd – Assessing the potential impact (if relevant):

1. How does this decision impact on our long term needs as an Island?

The changes will affect every home on the Island, by reducing the volume of the black bin and giving more space to recycling and will contribute towards the Council's aim to respond to the Climate Change crisis. There are many other elements involved in the change as stated above and the investment will shape/prepare the service for the future, protect the ability to continue to maintain the service day to day, and make Anglesey a better place for future generations to live.

2. Is this a decision which it is envisaged will prevent future costs / dependencies on the Authority? If so, how?

More detailed financial modelling work will be prepared in the Outline Business Case stage but it is anticipated that a financial investment of around £24m will be required if the change is to be realised. As stated, confirming an intention to introduce the change shows the Welsh Government that there is a commitment to reach a recycling rate of 70%, which, in itself, provides an opportunity to apply to the Welsh Government for significant funding. Based on the budget that the previous Welsh Government stated, the Welsh Government would fund approximately £14.4m and the Council would fund approximately £9.6m of the £24m.

In addition, it is anticipated that between £10m and £12m will need to be invested in order to keep the Council's waste processing centres operating effectively over the next few

years. This is to update components that have reached the end of their life and to respond to new legislative needs. Proceeding with the recommendation would offer an opportunity for significant grant money towards this work of protecting business as usual. The grant is only available if the Council can show a clear path to reach the 70% recycling target.
EPR income of £2.282m was received in 2025/26 and it is expected that the Council will continue to receive EPR money on a similar scale over the next 5 years. If so, substantial reserve funds to be used as matching funds in relation to any grant from the Welsh Government or for the Council to invest in its waste sites should a grant not be received.

3. Have we been working collaboratively with other organisations to come to this decision? If so, please advise whom.

Welsh Government, WRAP Cymru and Local Partnerships.

4. Have Anglesey citizens played a part in drafting this way forward, including those directly affected by the decision? Please explain how

The public consultation on the possible change to the service has been completed and the response forms the basis of the recommendation.

Further work will be carried out with the Children and Young People's Forum since it is future generations that will benefit from or suffer the side effects of the decision.

5. Note any potential impact that this decision would have on the groups protected under the Equality Act 2010.

An Equality Impact Assessment was completed before the consultation period on the basis of keeping 240l bins and collecting them every 4 weeks.

The main negative impact identified in that assessment was that the black bins would be heavier and fuller and affect age and disability protected groups. This impact can be reduced through the collection support service and by using smaller bins.

Access to information about a change in the service may be more difficult for people with visual impairment or mental health and for those whose first language is not English or Welsh (disability and race/ethnicity/nationality protected groups). This effect can be reduced by preparing a clear Communication Plan.

The impact assessment has been updated to reflect changing the bin to 180l and collecting them every 3weeks. No negative impact has been identified in respect of these changes however the impact assessment notes that the need to move additional containers could have a negative impact on individuals who have a disability or who are pregnant. Where households are eligible, this impact can be reduced by subscribing to the assisted collection service.

6. If this is a strategic decision, note any potential impact that the decision would have on those experiencing socio-economic disadvantage.

No impact that proves socio-economic disadvantage has been identified.

The impact assessment will be updated to reflect the recommendations of this report if those recommendations are accepted.

7. Note any potential impact that this decision would have on opportunities for people to use the Welsh language and on treating the Welsh language no less favourably than the English language.

No negative impact on the Welsh language has been identified.

E – Who did you consult and what did they say?

1. Chief Executive / Senior Leadership Team (SLT) (mandatory)	Supports the recommendation
2. Finance / Section 151 (mandatory)	Supports the recommendation
3. Legal / Monitoring Officer (mandatory)	Supports the recommendation
4. Human Resources (HR)	N/A
5. Property	N/A
6. Information Communication Technology (ICT)	N/A
7. Procurement	N/A
8. Scrutiny	Supports the recommendation
9. Local Members	N/A

F – Appendices

1. Consultation Outcome Report 2. Impact Assessment

Ff - Background papers (please contact the author of the Report for any further information):

Council Plan 2023 – 2028 Council-Plan-2023-to-2028.pdf Resources and Recycling Strategic Plan 2024 – 2029 Resources-and-Waste-Strategic-Plan-2024-to-2029.pdf Report to the Executive, December 2025, on the Waste Collection and Recycling Consultation Waste Collection and Recycling Consultation.pdf WRAP Cymru modelling report, October 2022 Adroddiad Modelu WRAP Cymru Hydref 2022 (Saesneg yn unig).pdf Wales National Waste Composition Initial Results – September 2022 Wales National Waste Composition Initial Result- Medi 2022 (Saesneg yn unig).pdf Isle of Anglesey Container Trial Evaluation Report – July 2024 Isle of Anglesey Container Trial Evaluation Report- Gorffennaf 2024 (Saesneg yn Unig).pdf Review of Waste Management Infrastructure in Anglesey – October 2024 Review of Waste Management Infrastructure in Anglesey- Hydref 2024 (Saesneg yn unig).pdf ISPA Application – January 2026 Cais ISPA- Ionawr 2026 (Saesneg yn unig).pdf

Mae’r ddogfen hon ar gael yn Gymraeg
This document is available in Welsh

Isle of Anglesey Potential Changes to the Recycling and Waste Service Consultation

Analysis of Responses

Research date: April 2026
Project code: COL200-095

About WRAP

WRAP is a global environmental action NGO transforming our product and food systems to create Circular Living. We examine sustainability challenges through the lens of people's day-to-day lives. We transform the systems that provide the products we consume. We catalyse action from policy makers, businesses, NGOs and citizens to make it happen.

Document reference
COL200-095
Isle of Anglesey Potential Changes to Waste and Recycling Strategy Consultation

Written by
Circular Resource Specialists (CRS) Ltd

Disclaimer: While we have taken reasonable steps to ensure this report is accurate, WRAP does not accept liability for any loss, damage, cost, or expense incurred or arising from reliance on this report. Readers are responsible for assessing the accuracy and conclusions of the content of this report. Quotations and case studies have been drawn from the public domain, with permissions sought where practicable. This report does not represent an endorsement of the examples used and has not been endorsed by the organisations and individuals featured within it. This material is subject to copyright. You can copy it free of charge and may use excerpts from it provided they are not used in a misleading context, and you must identify the source of the material and acknowledge WRAP's copyright. You must not use this report or material from it to endorse or suggest WRAP has endorsed a commercial product or service.

For more details, please see WRAP's terms and conditions on our website at **www.wrap.ngo**

Table of Contents

1.0 Executive Summary 5

2.0 Summary 7

2.1 Overview 7

3.0 Analytical Approach 8

3.1 Misuse 8

3.2 Methodology and Categorisation 9

4.0 Questions and Responses 10

4.1 Question 1: Do you agree or disagree with the following statement: “Achieving Welsh Government’s recycling target of 70% on Anglesey is important”? 10

4.2 Question 2: Why do you feel it is not important to meet Welsh Government's recycling target of 70% on Anglesey? 10

4.3 Question 3: Do you agree or disagree with the following statement: "Recycling at home is easy"? 12

4.4 Question 4: Why do you find recycling difficult? 12

4.5 Question 5: How full are your recycling boxes, food bin and black bin when they are collected? 15

4.6 Question 6: Do you agree or disagree with the following statement: "You would be able to recycle more if Isle of Anglesey County Council provided additional storage options?" 18

4.7 Question 7: Why do you feel you would not recycle more if Isle of Anglesey County Council provided you with additional storage options for your recycling? 18

4.8 Question 8: Do you support or oppose changing the black bin collection from every 3 weeks to every 4 weeks? 20

4.9 Question 9: Why do you oppose changing the black bin collection from every 3 weeks to every 4 weeks? 20

4.9.1. Age Range Analysis 22

4.10 Question 10: Please tell us about any worries, suggestions or household circumstances that might affect how you recycle and manage waste. 23

4.11 Question 11: What is your postcode? This helps us to understand different trends in different parts of Anglesey. 24

4.12 Question 12: How many people live at your address? 25

4.13 Question 13: What is your age range? 26

4.14 Question 14: Do you use any of these services? Choose all that apply to you. 28

4.15 Question 15: Do you think any changes to the recycling and waste collection service would affect the Welsh language? 29

1.0 Executive Summary

This report presents the findings from the 2026 public survey undertaken by Isle of Anglesey County Council (IoACC) regarding potential changes to household recycling and waste collection services. A total of 4,177 participants provided quantitative and qualitative responses to a range of 15 question.

The analytical approach included both quantitative assessment and thematic categorisation of open-text responses. A review was also undertaken to assess potential duplicate or anomalous submissions, which found no evidence of widespread misuse.

Overall, the consultation demonstrates strong support for recycling and achieving national recycling targets, but opposition to proposals to reduce residual waste collection frequency from three-weekly to four-weekly. Respondents identified concerns relating to residual waste capacity, recycling container size, household size, hygiene, vermin, and the practicality of storing waste for longer periods. Across the questions, many respondents considered existing recycling capacity to be insufficient. At the same time, a proportion of respondents indicated that increased recycling storage or expanded recycling services could help improve recycling performance.

Demographic data collected as part of the survey showed that larger households and respondents aged 35-64 were overrepresented within the consultation responses compared with the wider Anglesey population, while younger adults and single-person households were underrepresented. Analysis identified consistent relationships between age and waste generation patterns, with younger respondents more likely to report fuller recycling and residual waste containers. Older respondents were more likely to raise concerns regarding hygiene and the practicality of longer collection intervals.

The consultation found that 76% of respondents agreed that achieving Welsh Government's 70% recycling target is important, demonstrating broad support for environmental objectives. However, among those who disagreed, the main reasons included competing personal priorities, scepticism regarding national policy, doubts about the impact of recycling on climate change, and perceptions that service changes were primarily financially motivated.

While 60% of respondents stated that recycling at home is easy, almost one quarter disagreed. The most commonly reported barriers related to lack of space and insufficient recycling container capacity. There was also recurring request for

additional materials to be collected at the kerbside, particularly plastic film, batteries, and textiles.

Container fullness analysis showed high utilisation rates for recycling and residual waste containers. Over 80% of respondents reported that plastics/cans and glass/cardboard recycling compartments were full on or before collection day, while 76% stated the same for residual waste bins. Many of these responses came from households containing three or fewer occupants, suggesting that capacity concerns are not limited solely to larger households.

The consultation identified strong support for increasing recycling storage provision, with 69% stating they would recycle more if additional storage options were available.

80% of respondents opposed or strongly opposed the proposed move from 3-weekly to 4-weekly residual waste collections, with 10% expressing support. A concern raised by half of respondents to the related open question, was that households already produce too much residual waste to manage within the proposed collection frequency. Additional concerns included larger household sizes, increased fly-tipping, hygiene issues, vermin, and insufficient recycling capacity. Concerns about longer collection intervals and hygiene increased with age, while middle-aged respondents were more likely to identify household size and waste volume as key barriers.

Finally, the consultation explored whether changes to waste services might affect the Welsh language. Most respondents felt there would be little or no impact. However, some emphasised the importance of maintaining bilingual communications, Welsh-language accessibility, and Welsh-speaking customer service provision. A small number identified indirect impacts relating to community interaction, employment, or broader demographic change.

2.0 Summary

2.1 Overview

To meet Welsh Government's statutory recycling targets and demonstrate its ambition for its recycling and waste infrastructure within the county, in 2024 Isle of Anglesey County Council (IoACC) carried out a detailed Options Appraisal. This appraisal assessed the best-performing and most cost-effective method for increasing capture of dry recycling and food waste from its kerbside collections. This included changes to residual waste collection frequencies/capacity.

In early 2026, the Authority undertook a public consultation on the actions identified from the options appraisal. The consultation included fifteen questions gathering both quantitative and qualitative information from participants. In total 4,177 responses were received. The following document presents the results and key findings.

The consultation itself contained a range of questions, some of which allowed responders to include their own thoughts and issues. In these instances, the responses have been assessed and grouped into common themes.

3.0 Analytical Approach

This section outlines the approach to analysis, including a review of the quality and representativeness of responses alongside the categorisation of quantitative and qualitative data to allow for meaningful outputs.

3.1 Misuse

A data integrity review was undertaken to assess whether any respondents may have submitted multiple entries to the consultation. The review examined all consultation responses for potential duplicate or anomalous submissions using a combination of:

- repeated IP address analysis;
- repeated postcode and IP address combinations;
- timestamp pattern review;
- comparison of repeated submissions from the same source for closely clustered timings; and
- comparison of free-text and response-pattern similarity across potentially related entries.

A small number of repeated IP/postcode clusters were identified and subjected to closer examination. An additional, manual review of these assessed whether they indicated deliberate duplicate submissions or legitimate multiple responses from the same household or shared internet connection. The analysis found:

- no evidence of widespread duplicate or fraudulent submission activity;
- no exact duplicated full response records;
- no cases where repeated submissions demonstrated strong evidence of copied or replicated response content.

In a limited number of instances, multiple responses originated from the same household internet connection; however, these showed materially different response patterns and are considered more likely to represent separate legitimate respondents from within the same household than duplicate manipulation.

3.2 Methodology and Categorisation

Quantitative data from closed questions (including yes/no responses, ranking questions, and option-based selections) were aggregated and analysed to produce summary outputs such as counts and percentages.

Responses to qualitative (open-ended) questions were reviewed in detail. For each question, a structured set of categories was developed to reflect the key themes and issues raised by respondents.

Both the quantitative data and the categorised qualitative responses were analysed, with charts, tables, and graphs produced to clearly present the findings. Each section includes a narrative summary to highlight key patterns, draw out nuances, and provide interpretation in the context of the emerging strategy.

Where relevant, cross-cutting themes and recurring issues identified across multiple questions were examined in more depth, with additional commentary provided. This includes consideration of links to specific topic areas and, where appropriate, variations by respondent type (for example, demographic characteristics).

For ease of presentation, some percentage values have been rounded – and therefore some totals may equal +/- 1% point either side of 100%.

Use of Other / Not Relevant in categorisation

During the process of categorising the open questions it was found that some comments fell into two groupings – 'Other' and 'Not Relevant', these are described below along with the method of integrating them in the results:

- **Other:** these are responses that are relevant to waste services/activities in general but are either too specific or individual to the respondent, that they do not justify or require a separate category. In most cases, these are grouped and included in the analysis tables.

- **Not Relevant:** these are comments that have no relevance to the question being asked or the waste strategy in general. The numbers for these are included in the analysis tables for completeness.

4.0 Questions and Responses

4.1 Question 1: Do you agree or disagree with the following statement: "Achieving Welsh Government's recycling target of 70% on Anglesey is important"?

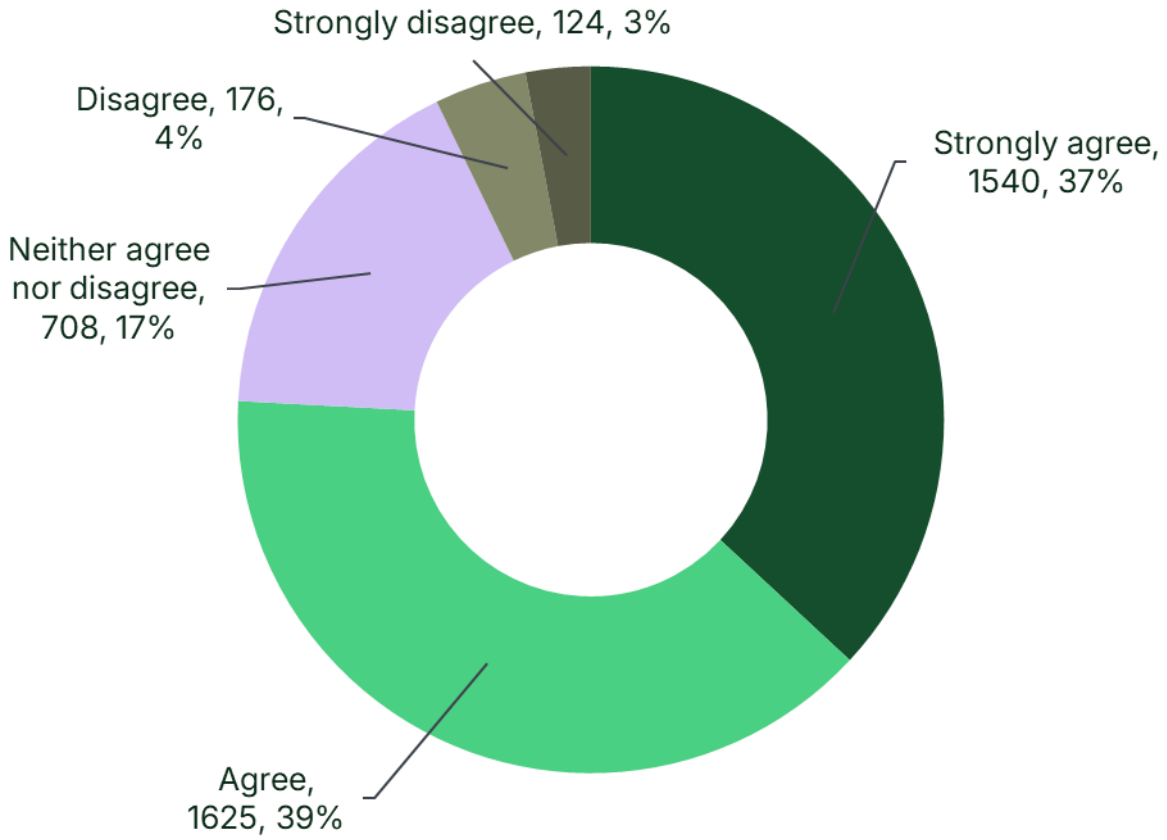

Figure 1: Achieving Welsh Government's recycling target of 70% on Anglesey is important

Both the number and proportion of responses are shown in the figure above. Overall 4,173 people responded to this question, 76% of whom either agreed or strongly agreed. Only 7% disagreed or strongly disagreed, while 17% neither agreed nor disagreed.

4.2 Question 2: Why do you feel it is not important to meet Welsh Government's recycling target of 70% on Anglesey?

Those who responded to Question 1 stating that they did not consider it important for Anglesey to achieve its Welsh Government target of 70% were asked to state why. 300 people responded to question 1 saying that they either disagreed or

strongly disagreed that achieving Welsh Government targets were important – 272 of those provided the following responses as to why they thought this:

Table 1: Comments on importance of recycling targets

Category	Count	%
Other priorities	49	18%
National policy - scepticism	43	16%
Other	40	15%
Not relevant	35	13%
Scepticism about impact	21	8%
Global impact	20	7%
National policy	18	7%
Cost saving motive	17	6%
Lack of personal responsibility/interest	12	4%
Already doing enough	8	3%
Want a different service profile	5	2%
Want more materials recycled	4	1%

Of the responses, 18% stated that they felt that they had other, more important priorities in their lives than meeting recycling targets.

A further 16% highlighted scepticism with the validity of Wales's national policy. Many of these expressed the thought that a 70% target was an arbitrary figure, and that the selection of this target was not based on any scientific data. This indicates a lack of awareness from respondents about the research and compositional analysis carried about by WG to underpin the targets and add contribution to climate change priorities.

15% of people provided answers specific to personal circumstance that did not fit into any defined category and are classed in Other, and a further 13% provided answers that, although related to waste and recycling, were not relevant to this specific question.

7% of responses stated that they felt recycling – on both local and an all-Wales level – would have little impact on the threat of climate change on a global scale. A further 7% felt that national policy needed to change – mostly to reduce the amount of packaging and increase recyclability of materials.

6%stated that this exercise was purely so IoACC could save money.

4% indicated that they had no interest in recycling, while 3% felt that they were already recycling enough.

2% felt that a different service type would support meeting targets, and 1% wanted to see more materials recycled at the kerbside (generally plastic film, which is expected to be introduced as part of Welsh national policy in 2027).

4.3 Question 3: Do you agree or disagree with the following statement: "Recycling at home is easy"?

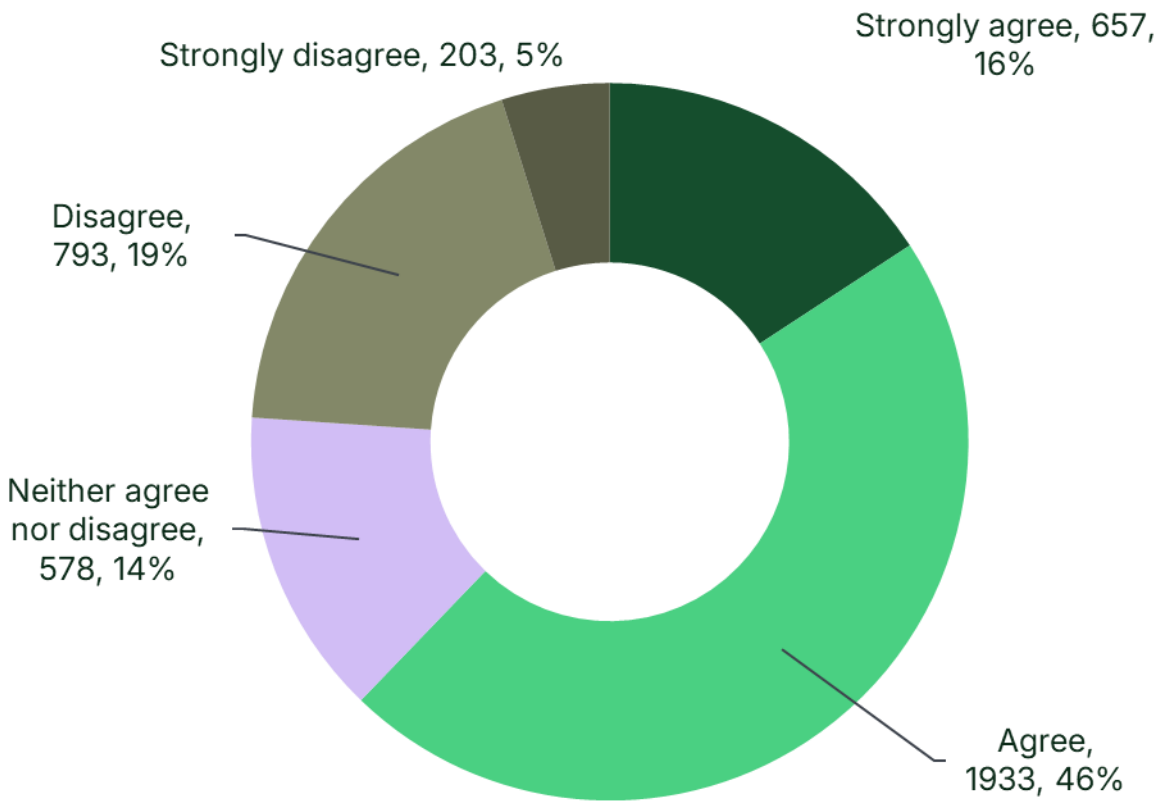

Figure 2: Recycling at home is easy

60% of people either agreed or strongly agreed that recycling at home is easy. 24% felt that it is not, and a further 14% neither agreed nor disagreed.

4.4 Question 4: Why do you find recycling difficult?

Those who stated that they found recycling difficult were provided with the following range of options. Please note that people were able to respond to more than one of the options.

Question 4 provided the following options for a Yes or No response (please note: question 4.1 was not included in the public consultation):

- 4.2. Not enough space / recycling containers are too small.
- 4.3. Unsure what can and can't be recycled.
- 4.4. Don't produce much recycling.
- 4.5. Recycling is messy and unhygienic.
- 4.6. Limited indoor storage before putting materials outside.
- 4.7. Physical difficulties (lifting, carrying, mobility).
- 4.8. Not interested in recycling.
- 4.9. Other (please explain).

Figure 3 shows the number of people who replied Yes or No to questions 4.2-4.8 above out of the 996 who disagreed/strongly disagreed with question 3.

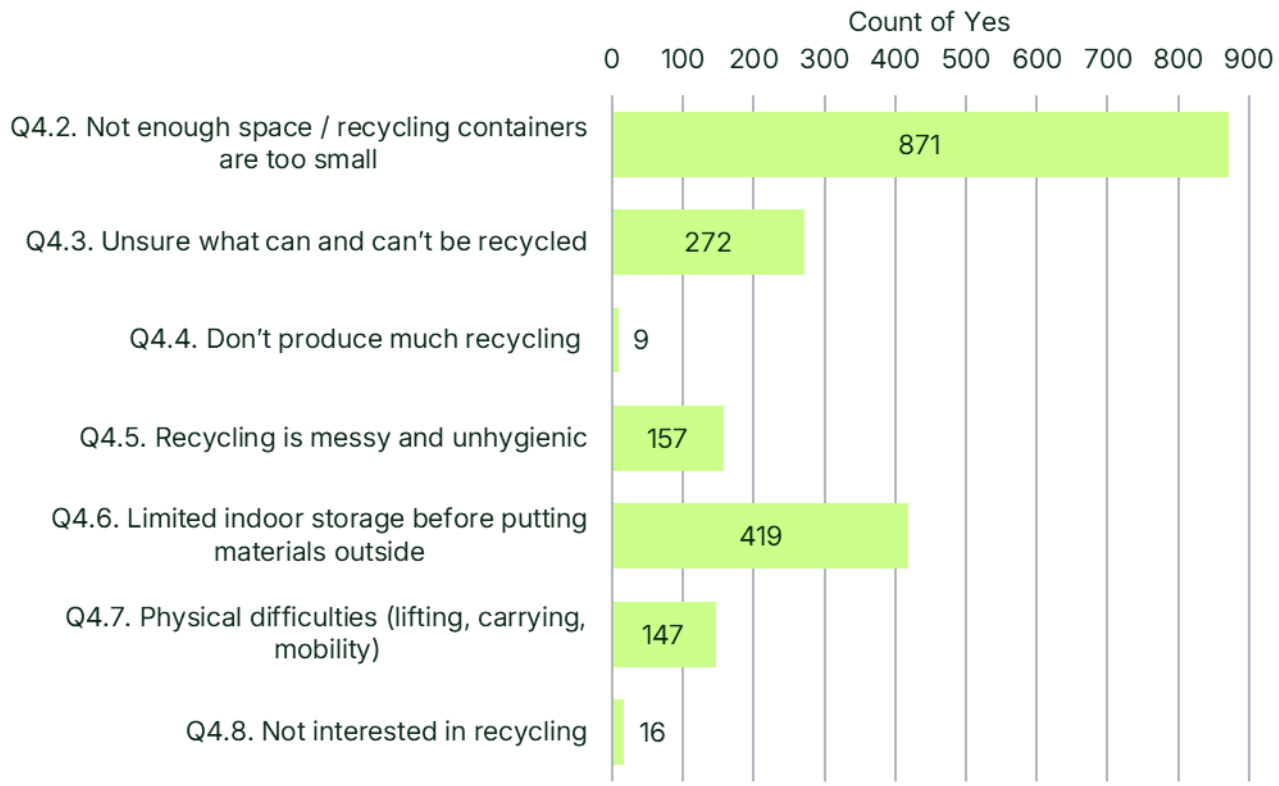

Figure 3: Why do you find recycling difficult? (Count of Yes - total respondents = 996)

871 of the 996 (87%) who disagreed/strongly disagreed with question 3 stated that they did not have enough space and that the Trolley Box is too small. This is consistent with responses to Question 10, where 23% stated that their main concern was that capacity for recycling was insufficient.

272 of the 996 (27%) stated that they were unsure about what could be recycled.

Only 9 of the 996 (>1%) stated they don't produce much recycling.

157 of the 996 (16%) said that they found recycling difficult because of perceived hygiene issues.

419 of the 996 (42%) said that storage of containers was an issue for them.

147 of the 996 (15%) highlighted physical issues relating to moving materials for collection.

Only 16 of the 996 (2%) said they were not interested in recycling.

For Question 4.9 "Other (please explain)", 437 participants provided a response, these have been categorised and summarised in Table 2 below.

Table 2: Other comments on recycling difficulties

Category	Count	%
Containers too small	75	22%
Container issues	61	18%
Collection Issues	49	14%
Want more materials recycled	48	14%
Want a different service profile	40	12%
Other	33	10%
Not relevant	9	3%
Household size	7	2%
Physical limitations	7	2%
Space for container storage	7	2%
Vermin/pest concerns	3	1%
Hygiene	2	1%
Time/effort required	2	1%
Household-specific waste streams	1	0.3%
Lack of knowledge/confusion	1	0.3%
Other LA services	1	0.3%
Overly complicated service	1	0.3%

In total, 54% raised collection-related issues as to why they found recycling difficult. These included that the Trolley Box was too small for all recyclables (22%), that they had issues with the Trolley Box – generally that they blow around in the wind and/or are easily damaged – (18%), and that they had collection issues – mostly collection crews not servicing collections properly or damaging containers – (14%).

14% of respondents wanted more materials recycled at kerbside, a number of these highlighted plastic film, while others wanted the reinstatement of battery and textile collections.

12% felt that a different method of collection (generally a single bin for collecting recycling co-mingled together) would make recycling easier.

10% of people provided reasons that did not fit into specific categories, and the remaining categories received very few combined responses.

4.5 Question 5: How full are your recycling boxes, food bin and black bin when they are collected?

Question 5 provided the following options for response (options and responses are shown in Figure 4):

- 5.1. Top box of recycling trolley (paper)
- 5.2. Middle box of recycling trolley (plastic, cans)
- 5.3. Bottom box of recycling trolley (glass, cardboard)
- 5.4. Food bin
- 5.5. Black bin

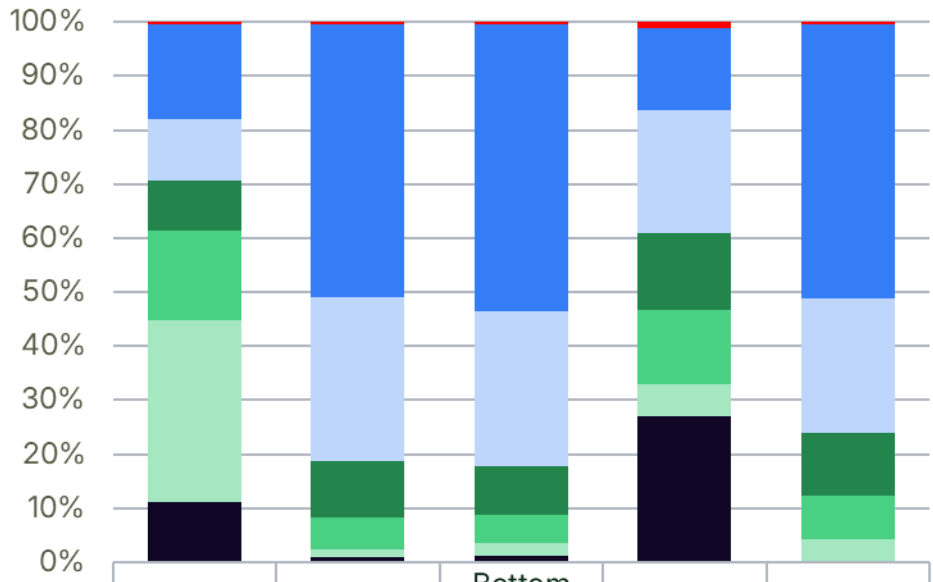

	Top box of recycling trolley (paper)	Middle box of recycling trolley (plastic, cans)	Bottom box of recycling trolley (glass, cardboard)	Food bin	Black bin
No Answer	0%	0%	0%	1%	0%
Full before collection day	18%	51%	53%	15%	51%
Full	11%	30%	29%	23%	25%
Three quarters full	9%	10%	9%	14%	12%
Half full	16%	6%	5%	14%	8%
Quarter full or less	34%	1%	2%	6%	4%
Don't use	11%	1%	1%	27%	0%

Figure 4: How full are your recycling boxes, food bin and black bin when they are collected?

4.5.1. Trolley Box

Top Box: 29% of respondents state that their paper container is full on or before collection day. While this is lower than the other Trolley Box compartments, it may indicate smaller volumes of paper are being produced compared to other dry recyclables.

Middle Box: 81% say that their plastics and cans container is full on or before collection. Further analysis of these respondents shows 58% of these are from households with 3 or less occupants. A large incidence of smaller households reporting issues with available capacity may indicate that the Trolley Box might be too small to contain the amount of dry recycling produced by most households.

Bottom Box: 82% of people said that their glass and cardboard container was full on or before their collection day. Of these 57% were from households of 3 or less. As above, such a large incidence of smaller households reporting issues with available capacity may indicate that the Trolley Box might be too small to contain the amount of dry recycling produced by most households.

4.5.2. Food Waste

23% of respondents stated that their food bin was full on collection day with only 15% of respondents stating that their bin was full before collection day.

At current levels of capture, capacity would appear to be sufficient for most households.

27% of respondents stated that they do not use the food waste bin.

4.5.3. Residual Waste

Black bin: 76% of responses indicated that black bins were full on or before collection day.

Of those that stated their bins were full on collection day, 93% were from households with 1-4 residents.

Of those that stated their bins were full before collection day, 79% were from households with 1-4 residents.

Some of the potential reasons for so many residents of households of four or less say their bins are already full on or before collection are that they are not fully using their weekly recycling and food waste service, or that they do not have sufficient room within their Trolley Box and are having to dispose of recyclables in their residual waste.

4.5.4. Age analysis

Analysis of reported container fullness by age range identified a consistent relationship between age and how full containers were on collection day. Across all waste and recycling streams, younger respondents generally reported fuller containers than older respondents. This trend was strongest for the black residual waste bin and mixed recycling containers, where respondents aged 18-44 were considerably more likely to report containers being “full” or “full before collection day”. Respondents aged 65 or over were more likely to report containers being only partially full at collection time.

The findings suggest that younger households may generate higher volumes of both residual waste and recycling materials, potentially reflecting differences in household size, consumption patterns, occupancy levels, or packaging use. The relationship between age and fullness was weaker for paper recycling than for other waste streams, indicating less variation between age groups for paper volumes. Overall, the analysis demonstrates a moderate but consistent association between younger age groups (18-44) and higher reported container utilisation across the collection system.

4.6 Question 6: Do you agree or disagree with the following statement: "You would be able to recycle more if Isle of Anglesey County Council provided additional storage options?"

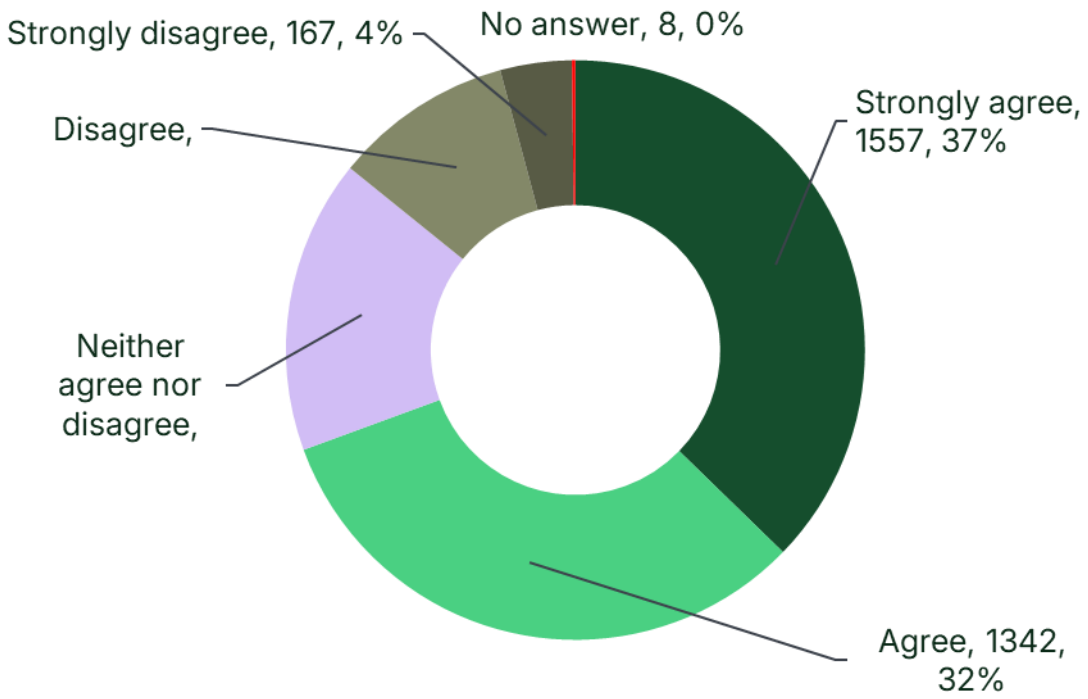

Figure 5: You would be able to recycle more if Isle of Anglesey County Council provided additional storage options?

69% of respondents stated that increased storage would encourage more recycling. It should be noted that an increase in the amount recycled would result in a commensurate reduction in residual waste, therefore reducing pressure on residual waste capacity.

4.7 Question 7: Why do you feel you would not recycle more if Isle of Anglesey County Council provided you with additional storage options for your recycling?

562 responses were received for this question.

Table 3: Other comments on recycling difficulties

Category	Count	%
Already recycle enough	165	29%
Containers sufficient	103	18%
Not relevant	73	13%
Other	63	11%
Space for container storage	50	9%
Too much residual waste	33	6%
Want more materials recycled	31	6%
Want a different service profile	14	2%
Container issues	8	1%
Collection issues	7	1%
Education and awareness	5	1%
Household size	3	1%
Hygiene	3	1%
Time constraints	3	1%
Other LA Waste Services	1	0.2%

Those who stated that they would not recycle more with additional storage were asked to provide reasons why. Out of the 585 Disagree or Strongly Disagree responses received, 562 people responded to this.

29% stated that they already recycle enough.

18% stated that the available capacity within the Trolley Box was sufficient. When checked, 81% of these responses were from households of 3 or less and would therefore produce less recycling than larger households.

9% said they would not have space for additional storage. 6% said that they had too much residual waste, and another 6% said they wanted a wider range of materials collected within kerbside recycling.

13% of response were deemed not relevant to the question and a further 11% of responses were too specific to be categorised and are classed as Other.

4.8 Question 8: Do you support or oppose changing the black bin collection from every 3 weeks to every 4 weeks?

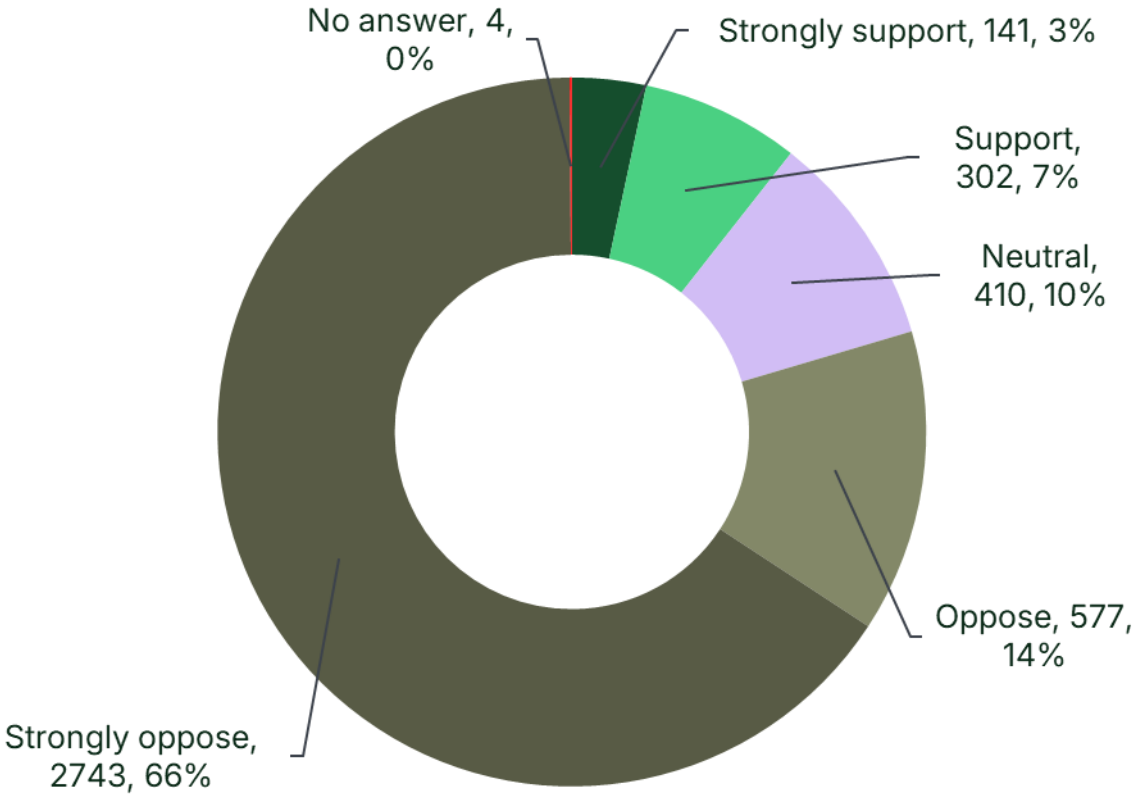

Figure 6: Do you support or oppose changing the black bin collection from every 3 weeks to every 4 weeks?

4,029 people responded with 2,743 strongly opposing and 577 opposing – in total 80% of all responses. 410 (10%) were neutral, and 443 (10%) either supported or strongly supported.

4.9 Question 9: Why do you oppose changing the black bin collection from every 3 weeks to every 4 weeks?

3,245 responded to this open question and their feedback is summarised in Table 4 below.

Table 4: Other comments on recycling difficulties

Category	Count	%
Too much residual waste	1607	50%
Household size	441	14%
Increased fly-tipping concerns	261	8%
Hygiene	198	6%
Collection frequency too long	154	5%
Vermin/pest concerns	123	4%
Containers too small	116	4%
Other	101	3%
Council tax / cost cutting	92	3%
Household-specific waste streams	48	1%
Want more materials recycled	33	1%
Want a different service profile	22	1%
Collection issues	12	0.4%
Education and awareness	12	0.4%
Other LA waste services	11	0.3%
Space for container storage	10	0.3%
General opposition	2	0.1%
Inconvenience	1	0.03%
National policy	1	0.03%

Those who opposed or strongly opposed were asked why. 3,462 responses were received for this question – more than the 3,320 who opposed or strongly opposed in Question 8.

50% stated that they had too much residual waste. Larger households will naturally produce more waste than smaller ones. An analysis of these responses showed 62% of people who said they had too much residual waste were from households of 3 or less. While this may indicate that households of all sizes can struggle with residual waste capacity, there is also the potential that the points raised in section 4.5.3 above apply, which include households not fully utilising their recycling food waste service, and trolley box capacity issues.. It should be noted that over a quarter (27%) of respondents stated that they do not use their food waste bin.

A further 14% said that their household was too large to comply with the restriction – 13% of households in the county are larger than 5 or more (StatsWales, 2024). However, it should be remembered that the authority already has a concession

available for larger households to be provided with a bigger residual waste bin providing the household can demonstrate that it participates in the dry recycling and food waste services.

8% had concerns about increased fly tipping. 6% stated hygiene issues. 5% felt the collection frequency was too long. 4% raised concerns about vermin and pests (generally rats and seagulls). 4% felt that the Trolley Box was too small. 3% of answers were too specific to be categorised and fall within 'Other'. A further 3% reiterated the belief that the service change was based on cutting the cost of council services.

1% cited household-specific waste streams as an issue to either capacity or hygiene. This was generally pet waste, although some referred to nappies, for which a designated, separate collection already exists.

1% also wished for a wider range of materials to be recycled at kerbside. As before, this was largely plastic film, although a number of people wanted the reinstatement of battery and textile collections.

A further 1% stated that they felt that a single bin with co-mingled recycling would enable more recycling; however, there is an extensive evidence base[1] of data from across the UK that shows Welsh authorities with separate recycling and stringent residual restrictions achieve the highest yields of dry recycling and food waste of all local authorities across the four nations.

4.9.1. Age Range Analysis

A concern across all age groups was "Too much residual waste", accounting for approximately 44-58% of responses in each age category. There were also some age-related patterns:

- Respondents aged 25-44 were much more likely to raise "Household Size" concerns, particularly those aged 35-44.
- Older respondents (particularly 65 or over) were more likely to mention "Hygiene" concerns. Around 12.6% of respondents aged 65+ raised hygiene issues, compared with only around 3-5% in younger age groups.
- "Collection Frequency Too Long" increased steadily with age, suggesting older residents may be less comfortable with longer storage periods between collections.
- "Containers Too Small" was more commonly raised by respondents aged 25-64 and was less common among older respondents.

[1] Welsh Government, *Collections blueprint,* 2025, Annex 3 (https://www.gov.wales/collections-blueprint-2025)

- "Increased Fly-tipping Concerns" appeared consistently across most adult age groups, generally around 7-9%, indicating this concern is broadly shared rather than age-specific.

The analysis may suggest that opposition reasons are shaped partly by life-stage factors. Families in middle age groups are more concerned about waste volumes and household capacity, whereas older residents are more likely to focus on hygiene, comfort, and the practicality of storing residual waste for longer periods.

4.10 Question 10: Please tell us about any worries, suggestions or household circumstances that might affect how you recycle and manage waste.

3,011 responses were received for this question with a wide spread of responses summarised in Table 5 below.

Table 5: Other comments on recycling difficulties

Category	Count	%
Containers too small	700	23%
Container issues	250	8%
Want more materials recycled	244	8%
Different service profile	205	7%
Other	186	6%
Increased fly-tipping concerns	157	5%
Collection issues	153	5%
Vermin/pest concerns	151	5%
Too much residual waste	140	5%
No problems	133	4%
Others not participating	110	4%
Large cardboard	97	3%
Household size	90	3%
Hygiene	70	2%
Education and awareness	69	2%
Household-specific waste streams	55	2%
Space for container storage	55	2%
Other LA waste services	48	2%
Collection frequency too long	47	2%
Not relevant	37	1%

Category	Count	%
National policy	10	0.3%
Reuse and repair	3	0.1%
Lack of storage space	1	0.03%

In terms of challenges and/or issues with the service:

23% stated that the Trolley Box had insufficient capacity (consistent with Question 4). 8% raised issues with the Trolley Box (adverse weather, damage etc.), and a further 8% wanted a wider range of materials to be collected at the kerbside.

5% listed collection issues, of these 90 of the 153 responses included one or more comments relating to littering as a result of collections, damaged returned containers, difficulties for the householder handling containers (due to age/physical abilities).

3% stated the inability to recycle large cardboard was a barrier/concern. In total, issues around collections of recycling aggregate to 47% of responses.

5% stated that increased fly tipping was a concern. Another 5% raised concerns about vermin and pests. Compared to other questions the number of respondents that stated they had too much residual waste was lower, also at 5%.

4% of respondents stated that they would have no problems with 4-weekly collections. A further 4% said that they themselves would be able to comply with 4-weekly collections but had concerns that others would not – and that this would lead to other issues such as increased fly tipping or vermin/pests.

Respondents stating household size as a barrier or concern was lower at 3%, as was hygiene concerns at 2%.

Included amongst their responses, 11 of the participants also raised issues relating to the quality of food caddy liners supplied.

4.11 Question 11: What is your postcode? This helps us to understand different trends in different parts of Anglesey.

4053 respondents provided full or partial postcode details, with the distribution shown in Figure 7 below.

One response was shown to be in Gaunton, England, which was retained due to the negligible impact on the analysis.

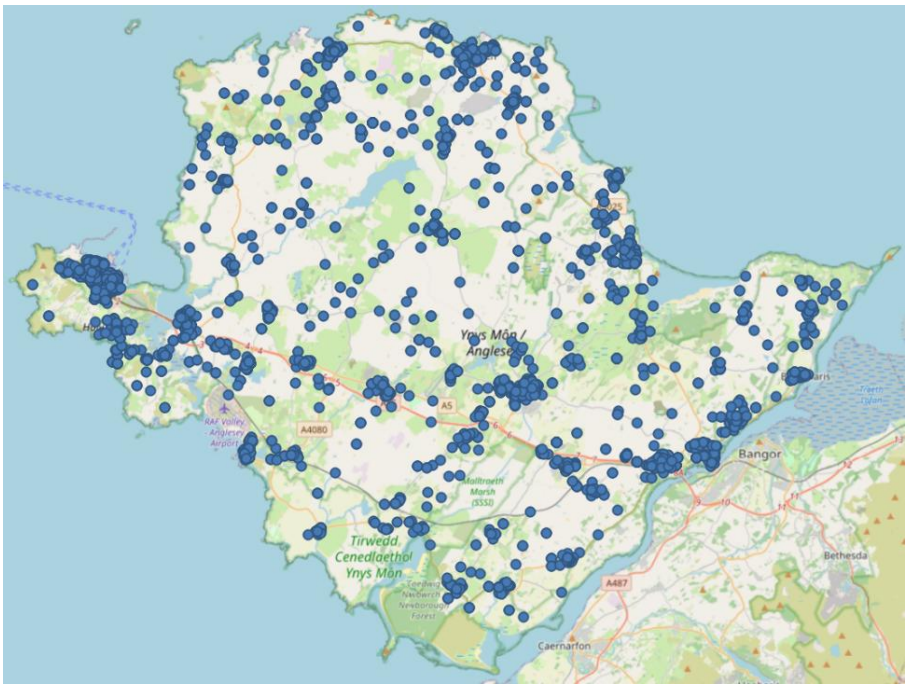

Figure 7: Distribution of responses

4.12 Question 12: How many people live at your address?

Household size data supplied is summarised in in Figure 8 on the following page. Over half of respondents had been 2-3 people living at their address and over one third have 4 or more.

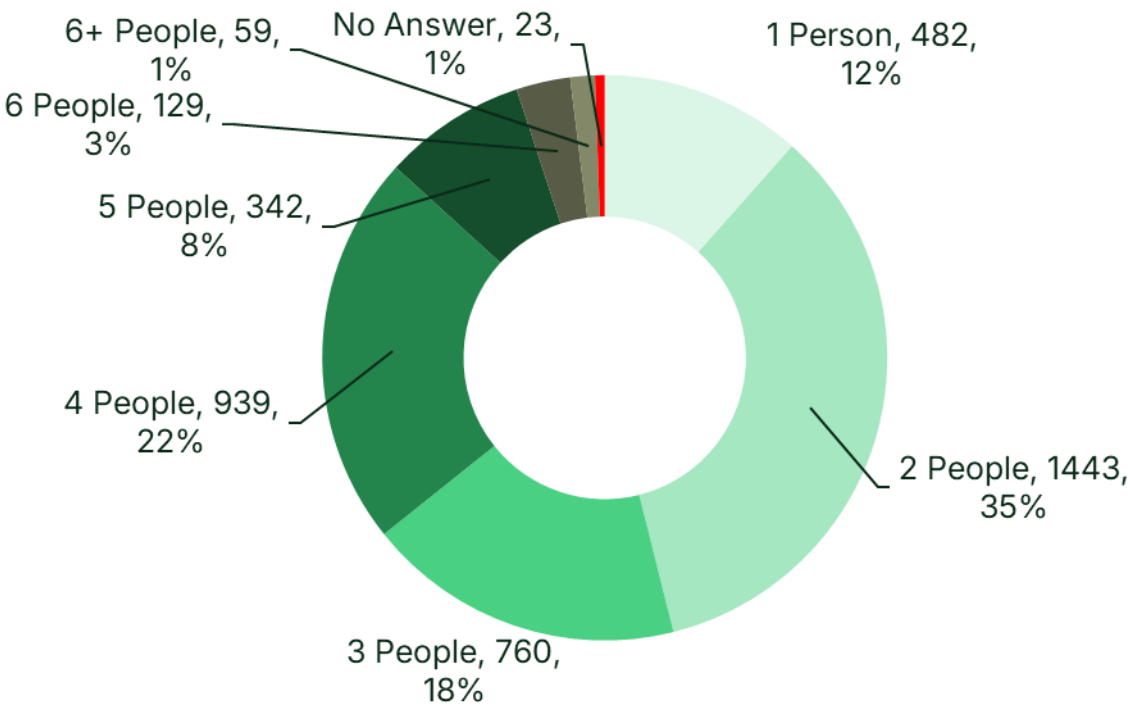

Figure 8: How many people live at your address?

The household size data was compared against the latest available demographic data on household sizes in Isle of Anglesey (StatsWales, 2024), to assess the representativeness of the survey responses. The proportion of household size from the survey responses compared to StatsWales data is shown in Figure 9.

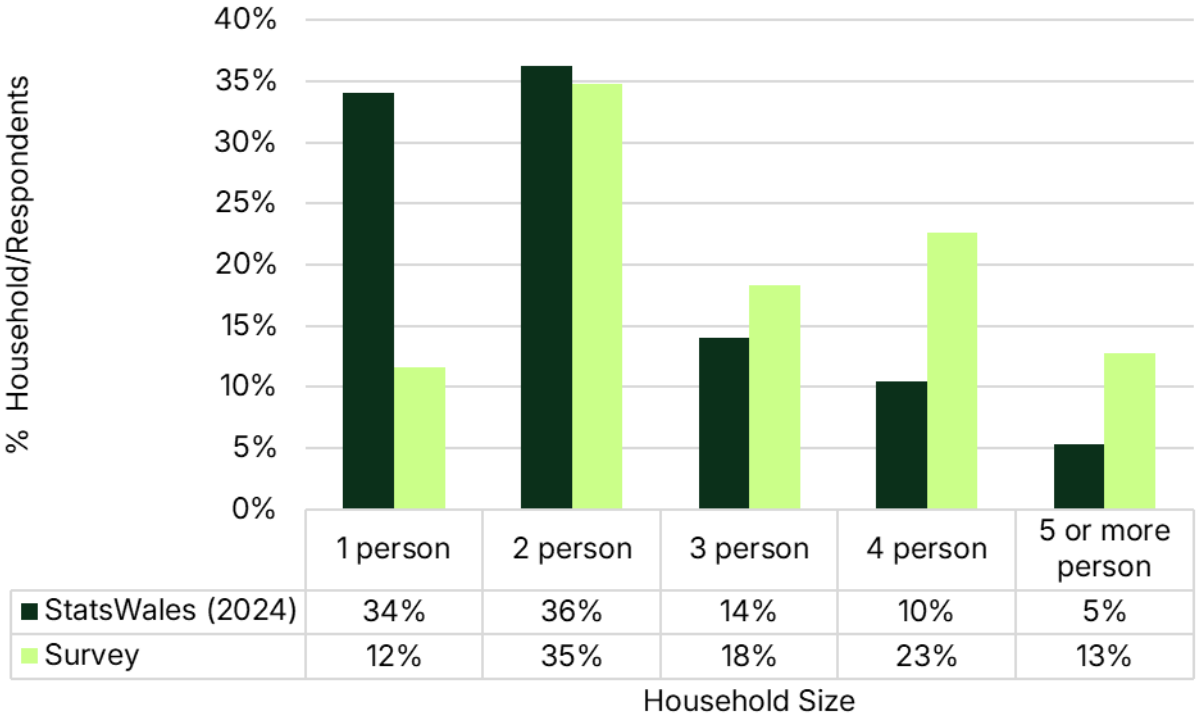

	1 person	2 person	3 person	4 person	5 or more person
StatsWales (2024)	34%	36%	14%	10%	5%
Survey	12%	35%	18%	23%	13%

Figure 9: Survey household size representativeness

It shows that 1 person households are underrepresented in the survey responses - 12% of responses compared to 34% of total household in the area, with 4 and 5+ households largely overrepresented, 23% and 13% compared to 10% and 13% respectively. This over-representation of larger household size and under-representation of smaller household sizes may be indicative of the nature of the change being consulted upon, as reduction in residual capacity/collection frequency is likely to be perceived by larger households as more of an issue - incentivising a response.

4.13 Question 13: What is your age range?

Age data supplied by respondents is summarised in in Figure 10.

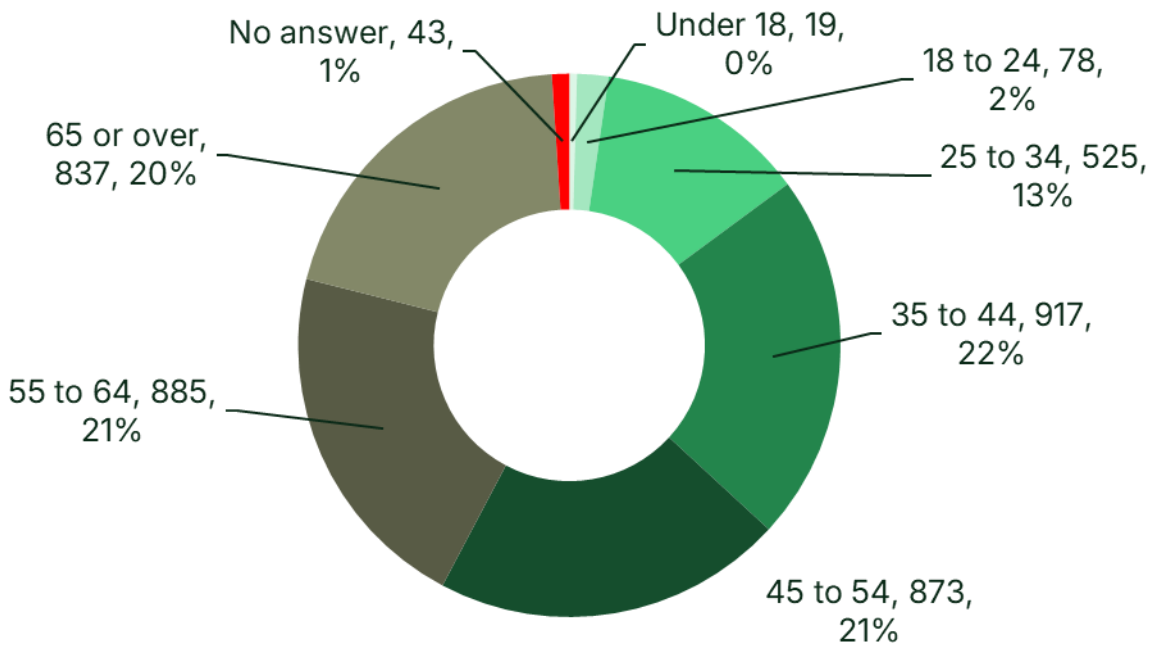

Figure 10: What is your age range?

A comparison of respondent age data supplied by respondents against existing age statistics for Isle of Angles (StatsWales, 2024) was carried out and is shown in Figure 11.

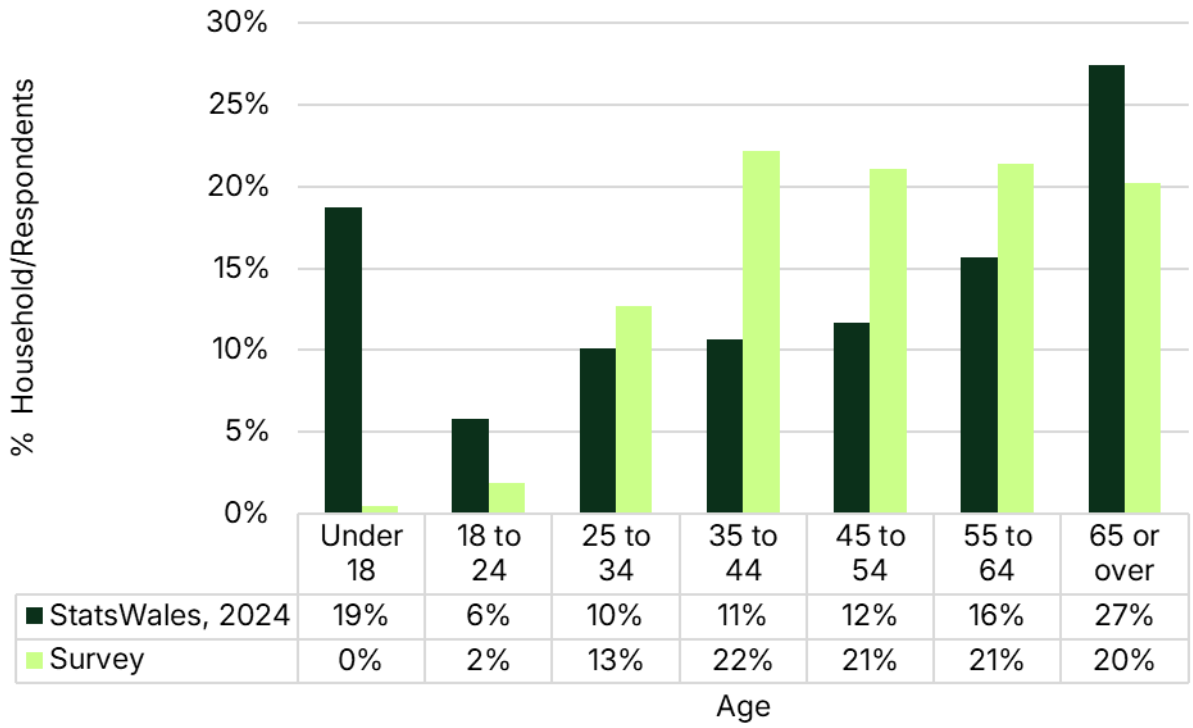

	Under 18	18 to 24	25 to 34	35 to 44	45 to 54	55 to 64	65 or over
StatsWales, 2024	19%	6%	10%	11%	12%	16%	27%
Survey	0%	2%	13%	22%	21%	21%	20%

Figure 11: Survey age representativeness

The results indicate a moderate sampling bias toward respondents aged 35–64, with under-representation of both younger adults and older age groups. While this non-representative demographic distribution can be typical of voluntary consultation responses[2], it may influence the overall findings, particularly where attitudes and behaviours vary by age. As such, the findings should be interpreted as more reflective of the views of working-age households, who might typically be more engaged in waste management activities.

4.14 Question 14: Do you use any of these services? Choose all that apply to you.

Respondents had the following services to choose from:

- 14.1. Assisted collection.
- 14.2. Child nappy collection.
- 14.3. Hygiene waste collection.
- 14.4. None of them.

Results are shown in Figure 12.

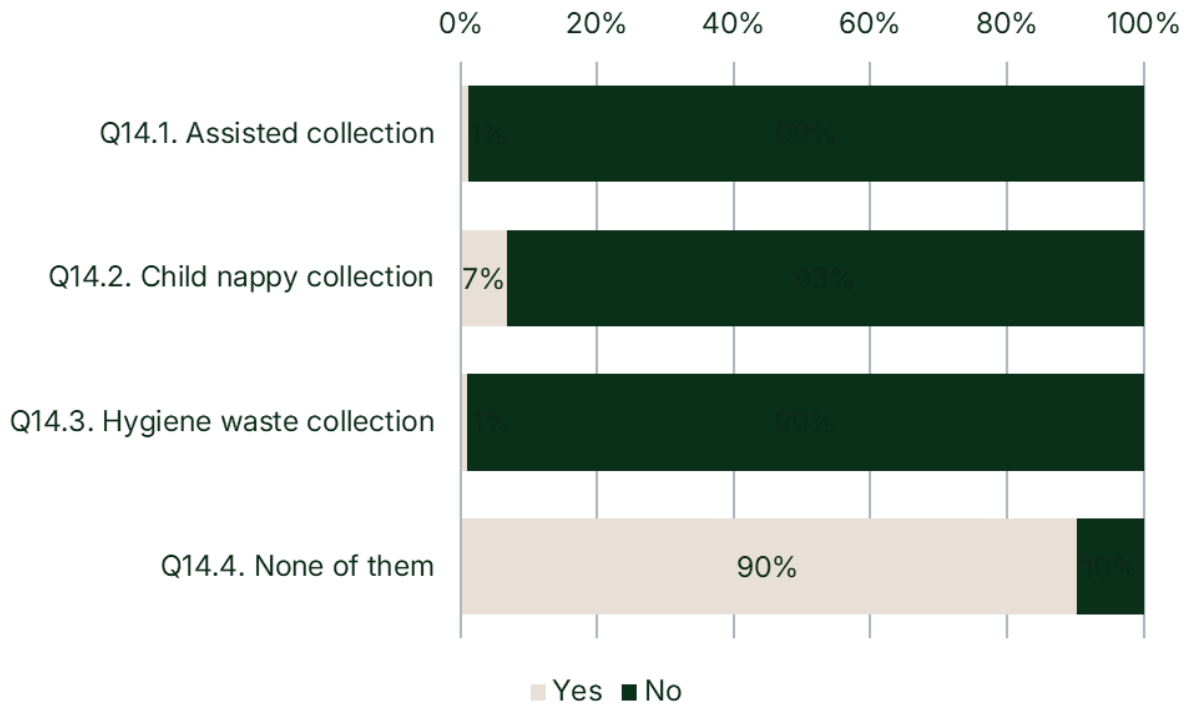

Figure 12: Which service do you use?

[2] Groves et al., 2009; ONS guidance on survey bias

As can be seen, only 10% of respondents stated they used any of the services.

4.15 Question 15: Do you think any changes to the recycling and waste collection service would affect the Welsh language?

An additional question asking respondents their thoughts on the effects changes to the recycling and waste collection service might have on the Welsh language was included. Respondents were asked to consider:

- Opportunities for people to use the Welsh language,
- Making sure the Welsh language is treated the same as the English language,
- How any positive effects on the Welsh language can be increased,
- How any negative effects on the Welsh language can be made better.

Most respondents did not believe that changes to recycling and waste collection services would have any impact on the Welsh language, with many respondents stating simply “no”, “none”, or “no effect”, or “not relevant”.

A smaller number of respondents emphasised the importance of continuing to provide information, signage, and customer communications in both Welsh and English, in line with existing standards. Some suggested minor enhancements, such as clearer bilingual labelling on bins, ensuring Welsh-speaking staff are available, or using service changes as an opportunity to promote the language through visibility and everyday usage. These responses indicate general support for the Welsh language, but within the context of maintaining current provision rather than linking it directly to service changes.

A small number of responses identified indirect effects. These tended to focus on reduced opportunities for casual interaction (e.g. fewer conversations with collection crews if services are less frequent), potential impacts on local employment for Welsh speakers, or broader socio-economic factors such as population change. A small number also highlighted wider concerns about the Welsh language unrelated to waste services, such as housing pressures or demographic change.

CYNGOR SIR
YNYS MÔN
ISLE OF ANGLESEY
COUNTY COUNCIL

Title of the assessment: Potential Changes to the Recycling/ Waste Service

Version	Date	Summary of the changes
1	28/07/2026	First Draft
2	13/08/2026	Retain 3 weekly collections using smaller bins

This is a working document and will be revised on a regular basis. There will be an opportunity for stakeholders as to contribute to the impact assessments.

Background

1. What is being assessed?

How potential change to the recycling/ waste collection service will impact the householder. The changes that's being considered are:

- Provide householders with an optional additional kerbside containers to recycle excess recycling.
- Changes to the trolley box configuration. To minimise sorting, Cardboard & Paper would be collected together.
- Reducing the average weekly available volume of 'black bag' waste from 80litres to 60litres by changing residual waste bins (black bins) from 240ltrs to 180ltrs. Collection frequency will be kept at 3 weekly.
- Significant additional infrastructure will be required at the Council's recycling/ waste reception sites in order to process additional recycling.
- Renew the current diesel collection fleet with electric vehicles to introduce a carbon neutral service.

The changes that would have a direct impact on the householder are having optional additional kerbside containers, changes to the trolley box configuration and changing the black bins from 240ltrs bins to 180ltr bins.

2. Is this a new or existing proposal?

New

3. What are the aims and purpose of this proposal?

The aim of the potential changes is to increase Anglesey's recycling rate to 70%+. Every Council must meet Welsh Government recycling targets of 70% or face monetary penalties.

There is a clear commitment in the Council Plan 2023-2028 to establish a waste recycling rate of 70% and Key Priority 2 of the Council's Resources and Recycling Strategic Plan commits to increase Anglesey's recycling rates.

Historical evidence has proven that providing householders with more opportunities to recycle, combined with limiting the available space for 'black bag' type waste has increased recycling rates significantly.

4. Who is responsible for the proposal being assessed?

Chief Waste Management Officer

5. Who is the lead officer for carrying out this assessment?

Principal Waste Management Officer

6. Who else is taking part in this assessment?

- Head of Service for Highways, Waste and Property.
- Service Strategy and Business Manager.
- Policy and Welsh Language Manager.
- A 6 week public consultation on a potential service change has taken place between January and March 2026. The result has shaped this EIA.

7. Is there a link between this proposal and other areas of work? For example, are there any other proposals or policies that you should take into account when assessing the impact?

Yes- this proposal is consistent with the Council Plan 2023-28 and the Resources and Recycling Strategic Plan 2024-29. The proposal also aligns with the Waste Hierarchy and Welsh Government's ambitions set out in Beyond Recycling Strategy.

8. Does the proposal relate to how the Council complies with the public sector general duty in relation to the groups protected by the Equality Act 2010? As a rule, any proposal that has an impact on people is likely to be relevant.

☒Yes

☐ No

If you are of the opinion that the proposal is NOT relevant, it is important that you are able to justify the decision and record the reasons.

9. Is the proposal a strategic decision? If so, the socio-economic duty applies – more details on this can be found in Appendix 1.

Yes

10. Who would be affected by the proposal, adversely or positively; directly or indirectly?

Householders, Council Staff, Biffa(Contractor).

The Welsh Language

To help you answer questions 11-14, the corporate impact assessment guidance lists a series of questions that you should consider when looking at how the proposal will have an impact on the Welsh language in general. The extent to which these questions apply will depend on the proposal in question. However, **a more**

comprehensive assessment of the impact on the Welsh language will need to be carried out if:

- you are looking at the Council's main policies, strategies, plans or guidance; or
- your initial response to the above questions raises any concerns or evidence suggesting that the proposal would treat the Welsh language less favourably than the English language or negatively affect people's opportunities to use the Welsh language.

A separate template and the Welsh Language Commissioner's good practice advice document are available on MonITor.

11. Does this proposal ensure that the Welsh language is treated no less favourably than the English language, in accordance with the Council's Welsh Language Policy?

Yes – all public communication and materials relating to the proposal will comply with Welsh language standards and the Council's Welsh language policy.

12. Is there an opportunity here to offer more opportunities for people to learn and/or use the Welsh language in their day to day lives?

No

13. Will this proposal proactively offer services in Welsh to users?

Yes – all public communication and materials relating to the proposal will comply with Welsh language standards and the Council's Welsh language policy.

14. Is this proposal likely to protect and promote the Welsh language within communities?

No

Human Rights

The 16 fundamental rights are listed in Appendix 2.

15. Are there any human rights issues that need to be considered? If so, what are they? For example, would the proposal result in a failure to safeguard the right to privacy?

No human rights issues have been identified.

Well-being of future generations

Descriptions of the well-being goals are listed in Appendix 3.

16. Does the proposal achieve any of the seven national well-being goals outlined in the Well-being of Future Generations (Wales) Act 2015?

☒A prosperous Wales
☒A resilient Wales
☒A healthier Wales
☒A more equal Wales
☒A Wales of cohesive communities
☒A Wales of vibrant culture and thriving Welsh language
☒A globally responsible Wales

The armed forces

Councils must pay due regard to the impact of their proposals on those who serve or have served in the armed forces, along with their families. Some examples of issues to consider are available in Appendix 4.

17. Is this proposal likely to have an impact on those who serve or have served in the armed forces? If so, what is the impact and can it be mitigated?

No

Engagement, consultation and evidence

A pre-engagement and consultation checklist is available on MonITor.

18. What has been done so far in terms of engagement and consultation in relation to this proposal?

A consultation to gather views of householders took place for 6 weeks during January- February 2026. An EIA on the impact of a 4 weekly black bin collection was completed in January 2026. This is an alteration of the previous EIA as the proposed change is now to exchange the current black bins for a smaller bins and keep the collection frequency at every 3 weeks.

To meet the requirements of the Welsh language standards, when publishing consultation documents, the document must consider and seek an opinion regarding the impact of the proposal on the Welsh language. Standard wording is available in the guidance accompanying this template.

19. Have you, or do you intend to, ask questions about the Welsh language as part of the consultation?

☒Yes
☐No

20. What other information have you used as part of your assessment? List any reports, websites etc used.

You can set out your findings under the relevant groups when answering question 21 below.

Consulted with other local authorities

21. Are there any gaps in the information gathered so far? If so, how will these be addressed?

None identified

The likely impact and mitigating actions

22. Please note below any likely impact on the individual groups and what steps can be taken to reduce negative impacts or reinforce positive impacts.

Age: ☐Negative ☒Positive ☒No impact

Children's rights – The United Nations Convention on the Rights of the Child is an international treaty that protects the human rights of children under the age of 18. If your proposal applies to children, you are advised to give due regard to these rights as part of your impact assessment. More information can be found in the guidance document accompanying this template (available on MonITor - page 10).

Please give reasons (including evidence to support the findings) and set out any further action that can be taken:

Changes to the trolleybox configuration could have a positive impact on older householders as collecting the Cardboard & Paper together in the top box will make participating easier as less sorting is required.

The additional kerbside container for excess recycling is optional and if the householder does not generate a lot of additional recycling, then they will not need to place an additional container out for collection.

Potential difficulties in accessing information e.g. people with visual impairments or lack of understanding of information around service changes. Communication plan would be completed and consideration to older householders will be given i.e. drop-in session would be arranged to ensure that householders with reduced IT knowledge/ access are informed of the changes.

As the collection frequency is kept the same the “on the ground” impact to the public is minimal as no significant change to the collection round will be made.

Disability: ☒Negative ☒Positive ☒No impact

Please give reasons (including evidence to support the findings) and set out any further action that can be taken:

Changes to the trolleybox configuration could have a positive impact on householders with disabilities as collecting the Cardboard & Paper together in the top box will make participating easier as less sorting is required.

The additional kerbside container for excess recycling is likely to be a weighted sack which some with physical disabilities may find difficult to carry. However, these additional containers are optional and if the householder does not generate a lot of recycling, then they will not need to place an additional container out for collection. Having an optional additional container for recycling could also benefit anyone who has large quantities of medical waste delivered in recyclable packaging (e.g. home dialysis equipment). Householders with a physical disability may be eligible for an assisted collection service which could negate the requirement to carry the additional container.

Potential difficulties in accessing information e.g. people with visual impairments or lack of understanding of information around service changes. Communication plan would be completed and consideration to householders with disabilities will be given i.e. drop-in session would be arranged to ensure that householders with reduced IT knowledge/ access are informed of the changes and paper information leaflet will be posted to households on Anglesey.

As the collection frequency is kept the same the “on the ground” impact to the public is minimal as no significant change to the collection round will be made.

Sex: ☐ Negative ☐ Positive ☒No impact

Please give reasons (including evidence to support the findings) and set out any further action that can be taken:

The ability to access and use the proposed new services should not adversely affect this protected characteristic.

Gender reassignment: ☐ Negative ☐ Positive ☒No impact

Please give reasons (including evidence to support the findings) and set out any further action that can be taken:

The ability to access and use the proposed new services should not adversely affect this protected characteristic.

Pregnancy and maternity: ☒Negative ☒Positive ☒No impact

Please give reasons (including evidence to support the findings) and set out any further action that can be taken:

The additional kerbside container for excess recycling is likely to be a weighted sack which some pregnant or new mothers may find difficult to carry. However, these additional containers are optional and if the householder does not generate a lot of recycling, then they will not need to place an additional container out for collection.
Smaller 180l bins will be lighter and should make it easier for pregnant and new mothers to move the bins than the current larger bins.

Race (including ethnicity and nationality):
☒Negative ☐ Positive ☒No impact

Please give reasons (including evidence to support the findings) and set out any further action that can be taken:

The additional kerbside container for excess recycling is likely to be a weighted sack which some pregnant or new mothers may find difficult to carry. However, these additional containers are optional and if the householder does not generate a lot of recycling, then they will not need to place an additional container out for collection.
Smaller 180l bins will be lighter and should make it easier for pregnant and new mothers to move the bins than the current larger bins.

Religion or belief: ☐ Negative ☐ Positive ☒No impact

Please give reasons (including evidence to support the findings) and set out any further action that can be taken:

The ability to access and use the proposed new services should not adversely affect this protected characteristic.

Sexual orientation: ☐ Negative ☐ Positive ☒No impact

Please give reasons (including evidence to support the findings) and set out any further action that can be taken:

The ability to access and use the proposed new services should not adversely affect this protected characteristic.

Marriage or civil partnership:
☐ Negative ☐ Positive ☒No impact

Please give reasons (including evidence to support the findings) and set out any further action that can be taken:

The ability to access and use the proposed new services should not adversely affect this protected characteristic.

The Welsh language: ☐ Negative ☐ Positive ☒No impact

Please give reasons (including evidence to support the findings) and set out any further action that can be taken:

The ability to access and use the proposed new services should not adversely affect this protected characteristic.

Human rights: ☐ Negative ☐ Positive ☒No impact

Please give reasons (including evidence to support the findings) and set out any further action that can be taken:

The ability to access and use the proposed new services should not adversely affect this protected characteristic.

Any other relevant issue: ☐ Negative ☐ Positive ☒No impact

Please give reasons (including evidence to support the findings) and set out any further action that can be taken:

The Socio-Economic Duty: Please complete the section below if the proposal is a strategic issue (more details about the duty can be found in Appendix 1)

Is the proposal likely to cause inequalities of outcome resulting in socio-economic disadvantage?

☐ Yes ☒No

Please give reasons (including evidence to support the findings) and set out any steps to mitigate any negative impact):

NB: There are clear links between discrimination and social disadvantage. If any such issues come to light in the assessment of non-strategic proposals, you should give them due regard and record them above under the relevant protected group, or under 'any other relevant issue'.

Conclusions

23. Identify the main negative impacts that have been identified and how they are intended to be mitigated (ie a summary of the relevant answers to question 21).

Evidence of negative impact could make the proposal illegal. If you have identified a significant negative impact, you should consider whether the proposal can be taken forward at this time.

No significant negative impact identified in this EIA as the on the ground change to the public is minimal. The changes to collection rounds and collection dates will be minimal and the changes to the recycling collection has highlighted that the change will be positive.

Access to information about possible changes to service may be more difficult for people with visual and mental impairments and those for whom English or Welsh is not their first language (protected characteristics of disability and race). This impact may be mitigated through a clear Communication Plan.

24. Describe any steps taken, or intended to take, to maximise promotion of:

    - equality
    - the Welsh language,
    - the well-being of future generations

    and, if applicable, any action to improve outcomes for those facing socio-economic disadvantage (ie a summary of the relevant answers to question 21).

All materials and services relating to the proposal will comply with relevant legislation and policy requirements.

25. Would any element of the proposal be contrary to the well-being aims of the Well-being of Future Generations (Wales) Act 2015? (These are listed in Appendix 3)

No

26. Is it necessary to look at what could be done differently, or reconsider the proposal entirely?

27. Is there a strategy for dealing with any impacts that are not illegal but cannot be avoided or mitigated?

N/A

Outcome of the assessment

There are four possible outcomes (more details are available in our guidance document) :

☐ **No major change:**
The assessment shows that the proposal is robust. The evidence shows no potential for discrimination or adverse impact. All opportunities to promote equality and foster good relations have been taken, subject to continuing monitoring and review.

☐ **Adjust the proposal:**
The assessment highlights potential problems or missed opportunities. The proposal has been adjusted to remove barriers and/or better promote equality.

☒ **Continue the proposal:**
The assessment highlights the potential for adverse impact or missed opportunities to promote equality. You have clearly set out the justification for continuing it. You have included the justification in the assessment and the justification is in accordance with the duty to have due regard.

☐ **Stop and remove the proposal:**
The proposal shows actual or potential unlawful discrimination. The proposal will be removed or changed.

Approval of the proposal

The ultimate decision-maker must have sufficient information about the outcome of the assessment and must take this information fully into account throughout the decision-making process.

28. Will the proposal be adopted/forwarded for approval? Who will make the decision?

Full Council

29. Are there monitoring arrangements in place? What are those arrangements?

The decision will be subject to scrutiny by the Council's Scrutiny Committee.

It is unlikely that any change to the waste and recycling collection service that will impact householders for around 3 years after the decision has been taken.

Suitable monitoring of the role out and impact it has will be developed and implemented before the changes impact householders.

Action plan

Please provide details here of any actions planned following completion of the assessment. Any changes made to reduce or eliminate a likely or actual negative impact should be included, together with any arrangements to collect data or carry out further research.

Ref	Action	Lead officer	Timetable

Appendix 1 - Socio-economic duty

What is the Duty?

The overall goal is to achieve better outcomes for those who suffer socio-economic disadvantage. In making strategic decisions such as deciding on priorities and setting objectives, due regard must be paid to the need to reduce inequalities in outcomes associated with socio-economic disadvantage.

Who is likely to experience socio-economic disadvantages?

Socio-economic disadvantage can be disproportionate in 'communities of interest' and also in 'communities of place', leading to increased inequality, and a cross-section of the two can exacerbate this:

Communities of interest – groups with common experience, eg being homeless or people with the same identity, eg single parents, carers. Also people who share one or more of the protected characteristics listed in the Equality Act 2010.

Communities of place – people who are connected to each other because of where they live, work, visit or spend a significant amount of their time there.

Intersectionality – essentially, intersectionality is about understanding how characteristics such as sex, race or class can interact and lead to a unique disadvantage in a particular situation. Certain types of discrimination cannot, and should not, be understood separately from each other. Adopting a truly intersectional approach ensures that this doesn't happen.

When will the Duty apply?

When making **strategic decisions**. The Welsh Government has provided some examples of strategic decisions (the list is not exhaustive):

- Strategic direction and intent
- Strategies developed in regional partnership boards and public service boards that affect the functions of public bodies
- Medium to long-term plans (for example, corporate plans, service delivery and improvement plans)
- Setting objectives (for example, well-being objectives, equality objectives, Welsh language strategy)
- Changing and developing public services
- Strategic financial planning
- Procurement and commissioning decisions
- Developing strategic policies.

More detailed guidance on this Duty is available on MonITor.

Appendix 2 – Human rights

Human rights are rights and freedoms for all individuals, regardless of their nationality or citizenship. There are 16 fundamental rights in the Human Rights Act 1998 – all taken from the European Convention on Human Rights. For the purpose of the Act, they are referred to as 'Convention Rights':

(Article 1 is an introduction – it is not incorporated into the Human Rights Act)

Article 2: The right to life
Article 3: Prohibition of torture
Article 4: Prohibition of slavery and forced labour
Article 5: The right to liberty and security
Article 6: The right to a fair trial
Article 7: No punishment without law
Article 8: The right to respect for private and family life
Article 9: Freedom of thought, conscience and religion
Article 10: Freedom of expression
Article 11: Freedom of association and assembly
Article 12: The right to marry
Article 14: Prohibition of discrimination
Article 1 of Protocol 1: Protection of property
Article 2 of Protocol 1: The right to education
Article 3 of Protocol 1: The right to free elections
Article 1 of Protocol 13: Abolition of the death penalty

Appendix 3 – Well-being of Future Generations (Wales) Act 2015

This act is about improving the social, economic, environmental and cultural well-being of Wales. Public bodies need to make sure that they consider the impact their decisions will have on people living their lives in Wales in the future. The act sets out seven well-being goals:

A prosperous Wales:
An innovative, productive, low-carbon society which recognises the limits of the global environment and therefore uses resources efficiently and proportionately (including acting on climate change); and which develops a skilled and well-educated population in an economy which generates wealth and provides employment opportunities, allowing people to take advantage of the wealth generated through securing decent work.

A resilient Wales:
A nation which maintains and enhances a biodiverse natural environment with healthy functioning ecosystems that support social, economic and ecological resilience and the capacity to adapt to change (for example climate change).

A healthier Wales:
A society where people's physical and mental wellbeing is maximised and where choices and behaviours that benefit future health are understood.

A more equal Wales:
A society that enables people to achieve their potential no matter what their background or circumstances (including their socio-economic background and circumstances).

A Wales of cohesive communities:
Attractive, viable, safe and well-connected communities.

A Wales with a vibrant culture where the Welsh language is thriving:
A society that promotes and protects culture, heritage and the Welsh language and encourages people to participate in the arts and sport and leisure activities.

A globally responsible Wales:
A nation which, when doing anything to improve the economic, social, environmental and cultural well-being of Wales, takes account of whether doing so could positively contribute to global well-being.

Appendix 4 – Armed Forces Act 2021

Councils must pay due regard to the impact of their proposals on those who are serving or have been serving in the armed forces, as well as their families.

Here are some examples of the types of issues to consider when answering question 17:

- Would the individual be considered local if they had not been in the armed forces?

- Has the individual or family had to move because of the armed forces and therefore had to go to the bottom of a waiting list?

- Does the child or children need extra support because they have moved school frequently or their parent is abroad?